

METRAHIT | EXTRA | ETECH | ESPECIAL | EBASE TRMS Digital Multimeters

- Digital Hand-Held Multimeters with RMS Measurement amongst other features including:
 $V_{AC\ TRMS}$, $V_{AC+DC\ TRMS}$, V_{DC} , Hz (V), Hz (A), Ω , $V \rightarrow \blacktriangleleft$, °C/°F (TC)
- Resolution of 60,000 digits, can be changed to 6000 via the menu, display illumination can be activated for difficult lighting conditions

METRAHIT EBASE

- Current measurement via clip-on current sensors:
The transformation factor is adjustable from 1 mV:1 mA to 1 mV:1 A and is accounted for by the display.

METRAHIT ETECH

- Direct Current measurement with increased accuracy and Current measurement, via clip-on current transformer and sensors
- Broad range capacitance measurement

METRAHIT EXTRA/ETECH/ESPECIAL

- Special low-impedance alternating voltage measurement (1 M Ω)
- 1 kHz / -3 dB low-pass filter can be activated

METRAHIT EXTRA

- Direct current measurement from 10 nA to 10 A, 16 A for short periods
- Temperature measurement with Pt100/Pt1000 resistance thermometer
- Broad range capacitance measurement

METRAHIT ESPECIAL

- Special instrument for the performance of measurements at current transformer circuits

CAT IV



DKD
Calibration Certificate included

QUALITY MANAGEMENT SYSTEM



DQS Certified per
DIN EN ISO 9001:2000
reg. no. 1262



Applications

The instruments included in the so-called E and high-resolution series are extremely rugged, reliable digital multimeters with housings made of impact resistant ABS.

With a resolution of 60,000 digits and up to 26 different measuring functions, they've been developed for professional use.

Features

Three Connector Jacks with Automatic Blocking Sockets (ABS) *

All current ranges are implemented via a single connector jack which prevents any possibility of operator error. Auto-ranging is available in all current measuring ranges.

Beyond this, the automatic blocking sockets prevent incorrect connection of the measurement cables, as well as selection of the wrong measured values. Danger to the user, the instrument and the device under test resulting from operator error is thus ruled out.

* Patented (patent no. DE 10 2005 062 624)

Overload Protection

The instrument is safeguarded for up to 1000 V in all measuring functions by overload protection. Voltages of greater than 1000 V and current of greater than 10 or 16 A are indicated acoustically. Dangerous contact voltages are indicated when the 1 kHz low-pass filter is activated.

The FUSE display appears at **METRAHIT EXTRA** and **METRAHIT ETECH** instruments in order to indicate that the fuse for the current measuring input has blown.

RMS Value with Distorted Waveshape

The utilized measuring method allows a waveshape independent RMS measurement (TRMS AC and AC+DC) for voltage and current (**METRAHIT EXTRA** up to 20 kHz).

Activatable Filter for V AC Measurement

A 1 kHz low-pass filter can be activated if required, for example to measure the motor voltage at electronic frequency converters. The input signal is checked by a voltage comparator for dangerous voltages as long as the low-pass filter is activated. A high-voltage symbol appears at the display if dangerous voltage is present.

Measuring 5 V Square-Wave Signals with the METRAHIT EXTRA

This function makes it possible to test circuits and transmission cables by measuring the frequency and the keying ratio of pulses with amplitudes of 2 to 5 V and frequencies of 100 Hz to 1 MHz.

Analog Scale for Quick Trend Display – Bar Graph or Pointer

The analog scale (with additional negative range for zero-frequency quantities) allows for faster recognition of measured value fluctuation than is possible with a digital display. The instrument can be switched back and forth between bar graph and pointer display via the menu.

Automatic or Manual Measuring Range Selection

Measured values are selected by means of a rotary switch and a function key. The measuring range is automatically matched to the measured value. The measuring range can also be selected manually and fixed with a key.

METRAHIT | EXTRA | ETECH | ESPECIAL | EBASE

TRMS Digital Multimeters

Measurement with clip-on current transformers and sensors

Clip-on current transformers and sensors are used for current measurements without interrupting the circuit under test, and for high amperages (> 16 A). All E series multimeters offer convenient measurement with clip-on ammeters.

The measured current value is automatically calculated for the user with the help of the adjustable clip factor.

Fast Acoustic Continuity Test

Testing for short circuiting and interruption is possible with the selector switch in the Ω position. The threshold value for acoustic signaling can be set to 1, 10, 20 ... 500 Ω in 10 Ohm steps.

Automatic Storage of Measured Values *

The DATA function automatically saves the digitally displayed measured value after stabilisation in. Acoustic signaling is also used to indicate whether the new measured value deviates from the initial reference value by less or more than 0.1% of the measuring range.

* Patented

Storage of Min-Max Values

Comparable to the slave-pointer function of an analog instrument, the device saves the highest and lowest measured values after the MIN/MAX function has been activated or reset. These extreme values can be queried at the display.

Battery Charging Status – Power Saving Circuit

The battery charging status is indicated by means of four symbols.

The device is switched off automatically if the measured value remains unchanged for a period of between 10 and 59 minutes (adjustable), and if none of the controls are activated during this time.

Automatic shutdown can be deactivated by switching the instrument to continuous operation.

The standby mode of the infrared interface can be switched off.

Protective Cover for Rugged Conditions

The instrument is protected against damage in the event of impacts or dropping by means of a soft rubber cover with tilt stand and test probe holder. The rubber material also assures that the instrument does not wander if it is set up on a vibrating surface.

Infrared Data Interface

The device can be remote configured, and momentary and stored measurement data can be read out via the bidirectional infrared interface. The USB X-TRA interface adapter and METRAWin10 software are required to this end (see accessories). Interface protocol and device driver software for LabVIEW® (National Instruments™) are available upon request.

DKD Calibration Certificate

Each multimeter is individually adjusted, subjected to final inspection and calibrated. Adherence to the specification is confirmed by means of the included DKD calibration certificate, which is valid worldwide (recognized by EA and ILAC. After the specified calibration interval has elapsed (recommended interval: 1 to 3 years), the multimeters can be inexpensively recalibrated in our own DKD calibration laboratory.

Applicable Regulations and Standards

IEC/EN 61010, part 1:2001/VDE 0411-1:2002	Safety requirements for electrical equipment for measurement, control and laboratory use
DIN EN 61326 VDE 0843, part 20	Electrical equipment for control technology and laboratory use – EMC requirements
DIN EN 60529 DIN VDE 0470, part 1	Test instruments and test procedures – degrees of protection provided by enclosures (IP code)

Selection List

Function	EXTRA	ETECH	ESPECIAL	EBASE
Voltage V_{DC} (Ri $\geq 9 M\Omega$)	✓	✓	✓	✓
Voltage V_{AC} TRMS (Ri $\geq 9 M\Omega$)	✓	✓	✓	✓
Voltage $Lo^{(1)} V_{AC}$ TRMS (Ri = 1 $M\Omega$)	✓	✓	✓	—
Voltage V_{AC+DC} TRMS (Ri $\geq 9 M\Omega$)	✓	✓	✓	✓
Frequency Hz @ V_{AC} bzw. @ $Lo^{(1)} V_{AC}$... 300 kHz	... 300 kHz	... 300 kHz	... 300 kHz
Low-pass filter 1 kHz	@ V_{AC} / @ LoV_{AC}			—
Bandwidth @ V_{AC+DC} bzw. V_{AC}	50 kHz	20 kHz		1 kHz
Frequency MHz @ 5V TTL	0.1 Hz...1 MHz	—	—	—
Duty cycle %	2.0 % ... 98 %	—	—	—
Voltage level measurement dB	✓	✓	✓	✓
Resistance Ω	✓	✓	✓	✓
Continuity test @ ICONST = 1 mA	✓	✓	✓	✓
Diode measurement @ ICONST = 1 mA	✓	✓	✓	✓
Temperature measurement °C/°F @ T_C	Typ K			
Temperature measurement °C/°F R_{TD}	Pt100/Pt1000		—	—
Capacitance measurement F	✓	✓	—	—
Current A_{DC}	600 μ A/6 mA	60 mA/600 mA	6 A/10 A (16 A)	∞ A
Current A_{AC+DC} TRMS	60 mA/600 mA	6 A/10 A (16 A)	6 A/10 A (16 A)	∞ A
Current A_{AC} TRMS	6 A/10 A (16 A)	6 A/10 A (16 A)	6 A/10 A (16 A)	∞ A
Bandwidth @ A_{AC+DC} bzw. A_{AC}	10 kHz			—
Frequency Hz @ A_{AC}	... 60 kHz			—
Measurement with clip-on ammeter with adjustable transfer factor	mV / A mA / A		mV / A A / A	mV / A —
Data logger function ²⁾ (memory)	8 Mbit	—	—	—
Relative value measurement Δ REL	✓	✓	✓	✓
Zero point ZERO	✓	✓	✓	✓
MIN/MAX/DATA Hold	✓	✓	✓	✓
IR-interface (38.4 kBd)	✓	✓	✓	✓
Power pack connector socket	✓	—	—	—
Protective rubber cover	✓	✓	✓	✓
Fuse	10 A / 1000 V	10 A / 1000 V	—	—
Protection ³⁾	IP52	IP52	IP52	IP52
Measuring category	1000 V CAT III 600 V CAT IV		600 V CAT II	1000 V CAT III 600 V CAT IV
Calibration	DKD	DKD	DKD	DKD

¹⁾ Alternating voltage measurement with specially reduced input impedance

²⁾ 8Mbit = 1024kByte = 61,600 measured values, sampling rate adjustable from 0.1 seconds to 9 hours

³⁾ IP 65 available with the METRAHIT OUTDOOR model

Included

- 1 multimeter in HC20 hard case
- 1 pair of safety measurement cables (1.5 m) with 4 mm test probes, 1000 V CAT III, 600 V CAT IV (KS17-2)
- 2 batteries, 1.5 V, type AA
- 1 condensed operating instructions, English/German
- 1 CD ROM, content: operating instructions in English and German), METRAWin10 demo software
- 1 DKD calibration certificate
- 1 protective rubber cover

Voluntary Manufacturer's Guarantee

- 24 months for materials and workmanship
1 to 3 years for calibration (depending upon application)

METRAHIT | EXTRA | ETECH | ESPECIAL | EBASE

TRMS Digital Multimeters

Characteristic Values

Meas. Function	Measuring Range	Resolution at Upper Range Limit		Input Impedance		Intrinsic Error under Reference Conditions for High Resol 59999 digits			Overload Capacity ²⁾	
		59 999	5999	\equiv	\sim / \approx	\equiv	\sim ¹⁾	\approx ¹⁾	Value	Time
V	600 mV	10 μ V	100 μ V	≥ 9 M Ω	≥ 9 M Ω // < 50 pF	0.09 + 5 with ZERO *)	0.5 + 30	1 + 30	1000 V DC AC RMS Sine	continuous
	6 V	100 μ V	1 mV	≥ 9 M Ω	≥ 9 M Ω // < 50 pF	0.05 + 5	0.5 + 9	1 + 30		
	60 V	1 mV	10 mV	≥ 9 M Ω	≥ 9 M Ω // < 50 pF	0.05 + 5	0.5 + 9	1 + 30		
	600 V	10 mV	100 mV	≥ 9 M Ω	≥ 9 M Ω // < 50 pF	0.05 + 5	0.5 + 9	1 + 30		
	1000 V	100 mV	1 V	≥ 9 M Ω	≥ 9 M Ω // < 50 pF	0.09 + 5	0.5 + 9	1 + 30		
				Display range for reference voltage $U_{REF} = 0.775$ V			Intrinsic error			
dB	600 mV \sim				-48 dB ... -2 dB		0.1 dB (U > 10 % MB)		1000 V DC AC RMS Sine	continuous
	6 V \sim				-28 dB ... +18 dB					
	60 V \sim		0.01 dB		-8 dB ... +38 dB					
	600 V \sim				+2 dB ... +58 dB					
	1000 V \sim				+22 dB ... +63 dB					
A				Voltage drop, approx. at upper range limit		\equiv	\sim ¹⁾	\approx ¹⁾		
	600 μ A	10 nA	100 nA	13 mV	13 mV	0.5 + 5 with ZERO *)	1 + 10	1.5 + 30	0.7 A	continuous
	6 mA	100 nA	1 μ A	130 mV	130 mV	0.5 + 5	1 + 10	1.5 + 30		
	60 mA	1 μ A	10 μ A	40 mV	40 mV	0.1 + 5	1 + 10	1.5 + 30		
	600 mA	10 μ A	100 μ A	410 mV	410 mV	0.2 + 5	1 + 10	1.5 + 30		
	6 A	100 μ A	1 mA	320 mV	320 mV	0.9 + 10	1 + 10	1.5 + 30		
10 A	1 mA	10 mA	600 mV	600 mV	0.9 + 10	1.5 + 10	1.5 + 30			
	Factor 1:1/10/100/1000	Input		Input impedance						
A \succ	0.06/0.6/6/60 A		60 mA	EXTRA / ESPECIAL / ETECH Current measuring input (A socket $\text{\textcircled{A}}$)		Specification see current ranges A \sim plus clip-on current transformer error			Measuring input 0.7 A continuous 10 A: 5 min	
	0.6/6/60/600 A		600 mA							
	6/60/600/6000 A		6 A							
A \succ	0.6/6/60/600 A		600 mV	EXTRA / ESPECIAL / Voltage measurement input ETECH: (V socket) $R_i = 1$ M Ω /9 M Ω		Specification see voltage measuring ranges V \sim ¹⁾			Measuring input	
	6/60/600/6000 A		6 V	EBASE: (V socket $\text{\textcircled{A}}$) $R_i \sim 1$ M Ω		$\pm(0.5\% \text{ rdg.} + 10 \text{ d})$ $\pm(1\% \text{ rdg.} + 30 \text{ d})$ $\pm(1.5\% \text{ rdg.} + 30 \text{ d})$ plus clip-on current sensor error			1000 V RMS max. 10 s	
Ω				Open-circuit voltage Meas. curr. @ range limit		$\pm(\dots \% \text{ rdg.} + \dots \text{ d})$				
	600 Ω	10 m Ω	100 m Ω	< 1.4 V	approx. 250 μ A	0.1 + 5 with active ZERO function*)			1000 V DC AC RMS Sine	max. 10 s
	6 k Ω	100 m Ω	1 Ω	< 1.4 V	approx. 65 μ A	0.1 + 5				
	60 k Ω	1 Ω	10 Ω	< 1.4 V	approx. 7.5 μ A	0.1 + 5				
	600 k Ω	10 Ω	100 Ω	< 1.4 V	approx. 0.75 μ A	0.2 + 5 ...				
	6 M Ω	100 Ω	1 k Ω	< 1.4 V	approx. 0.1 μ A	0.5 + 5				
60 M Ω	1 k Ω	10 k Ω	< 1.4 V	approx. 30 nA	5 + 10					
$\text{\textcircled{A}}$	600 Ω	—	0.1 Ω	approx. 9 V	approx. 1 mA const.	1 + 5				
$\text{\textcircled{A}}$	6.0 V ³⁾	—	1 mV	approx. 9 V	approx. 1 mA const.	0.5 + 3				
F				Discharge resist. $U_{0 \text{ max}}$		$\pm(\dots \% \text{ rdg.} + \dots \text{ d})$				
	60 nF	—	10 pF	10 M Ω	0.7 V	$\pm(\dots \% \text{ rdg.} + \dots \text{ d})$ with active ZERO function*)			1000 V DC AC RMS Sine	max. 10 s
	600 nF	—	100 pF	1 M Ω	0.7 V	1 + 6 ⁴⁾				
	6 μ F	—	1 nF	100 k Ω	0.7 V	1 + 6 ⁴⁾				
	60 μ F	—	10 nF	12 k Ω	0.7 V	1 + 6 ⁴⁾				
600 μ F	—	100 nF	3 k Ω	0.7 V	5 + 6 ⁴⁾					
Hz (V) Hz (A) Hz (A\succ) Hz (V)	600.00 Hz	0.01 Hz	0.1 Hz			$\pm(\dots \% \text{ rdg.} + \dots \text{ d})$				
	6.0000 kHz	0.1 Hz	1 Hz		1 Hz	0.05 + 5 ⁸⁾			Hz (V) ⁶⁾ , Hz(A \succ) ⁶⁾ , 1000 V	max. 10 s
	60.000 kHz	1 Hz	10 Hz						Hz (A): ⁷⁾	
	300.00 kHz	10 Hz	100 Hz							
MHz EXTRA	600 Hz ... 1 MHz	0.01 ... 100 Hz	0.1 ... 1 kHz		1 ... 100 Hz	0.05 + 5	> 2 V ... 5 V			
% EXTRA	2.0 ... 98 %	—	0.01 %	15 Hz ... 1 kHz	1 Hz	0.1 R + 5 d	> 2 V ... 5 V	1000 V	max. 10 s	
	5.0 ... 95 %	—	0.01 %	... 10 kHz	1 Hz	0.2 R per kHz + 5 d	> 2 V ... 5 V			
	10 ... 90 %	—	0.01 %	... 50 kHz	1 Hz	0.5 R per kHz + 5 d	> 2 V ... 5 V			
$^{\circ}$C/$^{\circ}$F	Pt 100	-200.0 ... +850.0 $^{\circ}$ C				$\pm(\dots \% \text{ rdg.} + \dots \text{ d})$			1000 V DC/AC RMS Sine	max. 10 s
	Pt 1000	-150.0 ... +850.0 $^{\circ}$ C	0.1 $^{\circ}$ C			0.3 + 15 ⁹⁾				
	K (NiCr-Ni)	-250.0 ... +1372.0 $^{\circ}$ C					1% + 5 K ⁹⁾			

1) Specified accuracy is valid as of 1% of the measuring range (exceptions are 1000 V and 10 A measuring ranges: 0.5% of the measuring range). With short-circuited test probes: residual value of 1 to 30 d at zero point due to the TRMS converter. Exception: mV AC range, 60 digits). See frequency influence on page 4.

2) At 0 $^{\circ}$... + 40 $^{\circ}$ C

3) Displays up to max. 6.0 V, "OL" in excess of 6.0 V.

4) Applies to measurements at film capacitors

5) Lowest measurable frequency for sinusoidal measuring signals symmetrical to the zero point

6) Overload capacity of the voltage measurement input:

power limiting: frequency x voltage max. 6×10^6 V x Hz for U > 100 V

7) Overload capacity of the current measurement input:

See current measuring ranges for maximum current values.

8) Input sensitivity, sinusoidal signal, 10% to 100% of the measuring range

9) Plus sensor deviation

10) Off-time > 30 min and $T_A \leq 40$ $^{\circ}$ C

*) without ZERO max. ± 15 digit

Key: R = measuring range, d= digit(s), rdg. = measured value (reading)

METRAHIT | EXTRA | ETECH | ESPECIAL | EBASE

TRMS Digital Multimeters

Internal Clock

Time format DD.MM.YYYY hh:mm:ss
 Resolution 0.1 s
 Accuracy ± 1 min. per month
 Temperature Influence 50 ppm/K

Influencing Quantities and Influence Error

Influencing Quantity	Sphere of Influence	Measured Quantity / Measuring Range ¹⁾	Influence Error (...% rdg. + ... d) / 10 K
Temperature	-10 °C ... +21 °C und +25 °C ... +40 °C	V \equiv	0.2 + 10
		V \sim	0.4 + 10
		600 Ω ... 6 M Ω	0.5 + 10
		> 6 M Ω	1 + 10
		mA/A \equiv	0.5 + 10
		mA/A \approx	0.8 + 10
		60 nF ... 600 μ F	1 + 5
		Hz, dB	0.2 + 10
		°C/°F (Pt100/Pt1000)	0.5 + 10
		°C/°F thermocouple K	0.2 + 10

¹⁾ With zero balancing

Influencing Qty.	Meas. Qty. / Meas. Range	Sphere of Influence	Intrinsic Error ³⁾ \pm (... % rdg. + ... d)		
			METRAHIT EXTRA METRAHIT ETECH METRAHIT ESPECIAL	METRAHIT EBASE	
Fre- quency	600.00 mV	> 15 Hz ... 45 Hz	3 + 30	3 + 30	
		> 65 Hz ... 1 kHz	2 + 30	3 + 30	
		> 1 kHz ... 20 kHz	3 + 30	—	
		> 15 Hz ... 45 Hz	2 + 9	3 + 9	
		> 65 Hz ... 1 kHz	1 + 9	3 + 9	
		> 1 kHz ... 20 kHz ⁴⁾	3 + 9	—	
	6.0000 V ... 600.00 V ²⁾	> 20 kHz ... 50 kHz ⁴⁾	7 + 9	—	
		> 15 Hz ... 45 Hz	2 + 9	3 + 9	
		> 65 Hz ... 1 kHz	2 + 9	3 + 9	
		> 1 kHz ... 10 kHz	3 + 30	—	
		1000.0 V ²⁾	> 15 Hz ... 45 Hz	2 + 9	3 + 9
			> 65 Hz ... 10 kHz	3 + 30	—
	A _{AC}	600.00 μ A ... 10.0000 A	> 15 Hz ... 45 Hz > 65 Hz ... 10 kHz	3 + 10	—
		A _{AC} \approx EBASE	600 mV / 6V / > 65 Hz ... 1 kHz	—	3 + 30

²⁾ Power limiting: frequency x voltage max. 6×10^6 V x Hz for U > 100 V

³⁾ The accuracy specification for frequency response is valid within a display value range of 10% to 100% of the measuring range for both measuring modes with the TRMS converter in the AC and (AC+DC) ranges.

⁴⁾ METRAHIT EXTRA: frequency response up to 20 kHz,
 METRAHIT ETECH: frequency response up to 10 kHz,
 METRAHIT ESPECIAL: frequency response up to 10 kHz,
 METRAHIT EBASE: frequency response up to 1 kHz

Influencing Quantity	Sphere of Influence	Measured Quantity / Measuring Range	Influence Error ⁵⁾
Crest factor CF	1 ... 3	V \sim , A \sim	± 1 % rdg.
	> 3 ... 5		± 3 % rdg.

⁵⁾ Except for sinusoidal waveshape

Influencing Quantity	Sphere of Influence	Measured Quantity	Influence Error
Relative humidity	75%	V, A, Ω , F, Hz, dB, °C	1 x intrinsic error
	3 days instrument off		
Battery voltage	1.8 to 3.6 V	V, A, Ω , F, Hz, dB, °C	Included in intrinsic error

Influencing Quantity	Sphere of Influence	Measured Quantity / Measuring Range	Damping
Common Mode Interference Voltage	Interference quantity max. 1000 V \sim 50 Hz ... 60 Hz, sine	V \equiv	> 120 dB
		6 V \sim , 60 V \sim	> 80 dB
		600 V \sim 1000 V \sim	> 70 dB > 60 dB
Series Mode Interference Voltage	Interference quantity: V \sim , respective nominal value of the measuring range, max. 1000 V \sim , 50 Hz ... 60 Hz, sine	V \equiv	> 50 dB
		Interference quantity max. 1000 V \sim	V \sim > 110 dB

Reference Conditions

Ambient temperature +23 °C \pm 2 K
 Relative humidity 40 ... 75%
 Measured qty. frequency 45 ... 65 Hz
 Measured qty. waveshape Sine
 Battery voltage 3 V \pm 0.1 V

Response Time (after manual range selection)

Measured Quantity / Measuring Range	Response Time Digital Display	Measured Quantity waveshape
V \equiv , V \sim , dB AV \equiv , A \sim	1.5 s	From 0 auf 80 % of upper range limit value
600 Ω ... 6 M Ω	2 s	From ∞ auf 50 % of upper range limit value
60 M Ω	5 s	
Continuity	< 50 ms	
°C (Pt 100)	Max. 3 s	
\rightarrow	1.5 s	
60 nF ... 600 μ F	Max. 2 s	From 0 auf 50 % of upper range limit value
> 10 Hz	1.5 s	

Data Interface

Type Optical via infrared light through the housing
 Data transmission Serial, bidirectional (not IrDa compatible)
 Protocol Device specific
 Baud rate 38,400 baud
 Functions

- Select/query measuring functions and parameters
- Query momentary measurement data
- Read out stored measurement data

The USB X-TRA plug-in interface adapter (see accessories) is used for adaptation to the PC's USB port.


Internal Measured Value Storage (METRAHIT EXTRA only)

Memory capacity 16 MBit / 2 MB for approx. 60,000 measured values with date and time stamp

METRAHIT | EXTRA | ETECH | ESPECIAL | EBASE

TRMS Digital Multimeters

Power Supply

Battery	2 ea. 1.5 V mignon cell (2 ea. size AA), alkaline manganese per IEC LR6 (2 ea. 1.2 V NiMH rechargeable battery also possible)
Service life	with alkaline manganese: approx. 200 hours
Battery test	Battery capacity display with battery symbol in 4 segments:  . Querying of momentary battery voltage via menu function.
Power OFF function	Multimeter is switched off automatically: – If battery voltage drops to below prox. 1.8 V – If none of the keys or the rotary switch are activated for an adjustable duration of 10 to 59 minutes, and the multimeter is not in the continuous operation mode
Power pack socket (METRAHIT EXTRA)	If the NA X-TRA power pack has been plugged into the instrument, the batteries are disconnected automatically. Rechargeable batteries can only be recharged externally.

Display

LCD panel (65 mm x 36 mm) with analog and digital display including unit of measure, type of current and various special functions

Background illumination

Background illumination is switched off approximately 1 minute after it has been activated.

Analog

Display	LCD scale with bar graph or pointer, depending on the selected parameter setting
Scaling	With 4 division lines each, 1 bar/pointer corresponds to 500 digits at the digital display
Polarity display	With automatic switching
Overflow display	With the ► symbol
Measuring rate	40 measurements per second and display refresh

Digital

Display / char. height	7-segment characters / 15 mm
Number of places	59,999 steps
Overflow display	“OL” is displayed for ≥60,000 digits
Polarity display	“–” (minus sign) is displayed if plus pole is connected to “⊥”
Measuring rate	10 or 40 measurements per second with the Min-Max function except for the capacitance, frequency and keying ratio measuring functions
Refresh rate	2 times per sec., every 500 ms

Acoustic Signals

For voltage	Intermittent signal at above 1000 V
For current	Intermittent signal at above 10 A continuous signal at above 16 A

Fuse for METRAHIT EXTRA, METRAHIT ETECH

Fuse	FF (UR) 10 A/1000 V AC/DC; 10 mm x 38 mm, Switching capacity: 30 kA at 1000 V AC/DC, protects the current measurement input in the 600 µA through 10 A ranges
------	---

Electrical Safety

Per IEC 61010-1:2001/VDE 0411-1:2002

METRAHIT EXTRA, METRAHIT ETECH, METRAHIT EBASE

Safety class	II	
Measuring category	III	IV
Operating voltage	1000 V	600 V
Fouling factor	2	
Test voltage	6.7 kV~	

METRAHIT ESPECIAL „for Current Transformers“

Special device for measurements at current transformers without fuse in the electrical circuit

Safety class	II	
Measuring category	600 V	CAT II
Fouling factor	2	
Test voltage	3.5 kV~	

Electromagnetic Compatibility (EMC)

Interference emission	EN 610326-1: 2006, class B
Interference immunity	EN 610326-1: 2006 EN 61000-4-3: 2006 Evaluation criterion B

Ambient Conditions

Accuracy range	0 °C ... +40 °C
Operating temp. range	–10 °C ... +50 °C
Storage temp. range	–25 °C ... +70 °C (without batteries)
Relative humidity	Max. 75 %, no condensation allowed
Elevation	To 2000 m
Deployment	Indoors, except within specified ambient conditions

Mechanical Design

Housing	Impact resistant plastic (ABS)
Dimensions	200 x 87 x 45 mm (without protective rubber cover)
Weight	Approx. 0.35 kg with batteries
Protection	Housing: IP 52 (pressure equalization by means of the housing) Table excerpt regarding significance of the IP code

IP XY (1 st digit X)	Protection against penetration of solid particles	IP XY (2 nd digit Y)	Protection against penetration by water
5	Dust protected	2	Dripping (15° inclination)

METRAHIT | EXTRA | ETECH | ESPECIAL | EBASE

TRMS Digital Multimeters

Accessories for Operation at a PC

Interface Adapter for USB Connection

The following functions can be executed with the USB X-TRA bidirectional interface adapter:

- Configure the **METRAHIT** Multimeter from a PC.
- Transmit live measurement data to the PC.
- Read out data from memory at the **METRAHIT EXTRA**.

The adapter does not require a separate power supply. Its baud rate is 38,400 baud. A CD ROM is included which contains current drivers for Windows operating systems.



METRAwin[®]10/METRAHit[®] Software

METRAwin[®]10/METRAHit[®] PC software is a multilingual, measurement data logging program for recording, visualizing and documenting measured values of multimeters of the **METRAHIT** e-series.

Communication between the PC and the measuring instrument(s) is established via available interface adapters.

Depending upon device type, one or several of the following operating modes are possible:

- **Device Configuration**
Remote configuration and querying of device-specific functions and parameters, for example measuring function, measuring range and memory parameters. Frequently used device settings can be saved to configuration files for easy recall.
- **Online Recording of Measurement Data**
Read-in, display and recording of momentarily measured data from the interconnected device.
 - Number of measuring channels up to 10
 - Start recording manual, triggered by measured value, time triggered
 - Recording mode > time controlled with sampling interval of 0.05 s* ... 1 s ... 60 min
> manually controlled
> measured value controlled in event of exceeded limit/delta value
 - Recording duration max. 10 million intervals


* Depending upon device type, measuring function, number of measuring channels and communication (e.g. via modem), sample intervals of less than 1 s cannot be used.

- **Reading Out and Visualizing Stored Data**


If supported by the device: read-in and display of offline data recorded to device memory.

For purposes of analysis, data recorded online or read in from the device's memory can be displayed in various formats:

Y(t)-recorder display for up to 6 channels



XY-recorder display for up to 4 channels



Multimeter-display for up to 4 channels



Tabular display for up to 10 channels

System Requirements

METRAwin 10 (version 5.x) can be run on IBM compatible PCs with Microsoft Windows[®] 95, 98, ME, NT 4.0, 2000 oder XP.

METRAHIT | EXTRA | ETECH | ESPECIAL | EBASE

TRMS Digital Multimeters

Order Information

Designation	Type	Article Number
METRAHIT EXTRA, METRAHIT ETECH, METRAHIT ESPECIAL and METRAHIT EBASE Multimeters		
60,000 digits TRMS multimeter with direct, alternating and pulsating voltage measurement (TRMS values), frequency measurement, resistance measurement, continuity test, diode measurement and temperature measurement with type K thermocouples LCD with 15 mm characters, analog bar graph and background illumination Measuring categories: 600 V/CAT IV, 1000 V/CAT III Current measurement via clip-on sensors with voltage output and adjustable clip factor All multimeters include the KS17-2 measurement cable set, two mignon batteries, condensed operating instructions, CD ROM, DKD calibration certificate, hard case HC20		
Same as above but with direct, alternating and pulsating current measurement (TRMS values), additional broad range capacitance measurement, precision temperature measurement with Pt100 or Pt1000 platinum resistance thermometers, frequency and keying ratio measurement, clip-on current transformer with current output, with power pack socket and IR interface, 4 MB data memory, protective rubber cover	METRAHIT EXTRA	M250A
Same as above but with direct, alternating and pulsating current measurement (TRMS values), additional broad range capacitance measurement, with additional current measurement via clip-on current transformer with current output	METRAHIT ETECH	M253A
Same as above Special device without integrated fuse for use in current transformer circuits	METRAHIT ESPECIAL	M252A
Same as above but with current measurement via clip-on current sensor with voltage output (see accessories) instead of direct current measurement, and adjustable transformation factors.	METRAHIT EBASE	M251A
Accessories for operation at a PC		
IR-USB bidirectional interface adapter	USB X-TRA	Z216C
METRAwin 10 software	METRAwin 10	GTZ3240000R0001
Accessories for temp. measurement with resistance thermometer (METRAHIT EXTRA only)		
Pt100 temperature sensor for surface and immersion measurement, -40 to +600 °C	Z3409	GTZ3409000R0001
Pt1000 temperature sensor for measurement in gases and liquids, -50 to +220 °C	TF220	Z102A
Pt100 oven sensor, -50 to +550 °C	TF550	GTZ3408000R0001
Ten adhesive Pt100 temperature sensors, -50 to +550 °C	TS Chipset	GTZ3406000R0001
Replacement fuse (METRAHIT EXTRA, METRAHIT ETECH and METRAHIT ESPECIAL only)		
Fuses (pack of 10)	FF (UR) 10 A / 1000 V AC/DC	Z109L
Power pack (for METRAHIT EXTRA only)	NA X-TRA	Z218G
Protective rubber cover and carrying strap	GH X-TRA	Z104C

Transport Accessories

HitBag Cordura Belt Pouch

For METRA HIT | multimeters (with/without protective rubber cover) and METRAport



HC30 Hard Case

For two multimeters (with/without protective rubber cover)



F836 Ever-Ready Case

For multimeter (without protective rubber cover) and accessories



F829 Carrying Pouch

For multimeters (with/without protective rubber cover) and accessories



Designation	Type	Article Number
Imitation leather without protective rubber cover for METRA HIT and METRAmax	F829	GTZ3301000R0003
Cordura belt pouch for METRA HIT multimeters and METRAport	HitBag	Z115A
Imitation leather ever-ready case with cable compartment	F836	GTZ3302000R0001
Ever-ready case for 2 METRA HIT , 2 adapters and accessories	F840	GTZ3302001R0001
Hard case for one METRA HIT and accessories	HC20	Z113A
Hard case for two METRA HIT and accessories	HC30	Z113A

For additional information regarding accessories please refer to:

- our Measuring Instruments and Testers catalog.
- our website www.gossenmetrawatt.com

METRAHIT | EXTRA | ETECH | ESPECIAL | EBASE

TRMS Digital Multimeters

Current Measuring Accessories									Suitable for METRA HIT	
All current sensors and transformers are equipped with a terminal with 4 mm safety banana plugs										
Type	Designation	Measuring Range	Meas. Category	Max. Wire Dia.	Transformation Factor	Frequency Range	Intrinsic Error \pm (% rdg. + ...)	Article Number	Ebase	ETECH EXTRA ESPECIAL
DC/AC Current Sensors with Voltage Output										
Z201A	DC/AC clip-on current sensor, with battery mode (30 h)	0.01 ... 20 A~/30 A-	300 V CAT III	19 mm	100 mV/A	<u>DC ... 400 Hz</u> ... 20 kHz	1% + 0.002 A	Z201A	●	●
Z202A	DC/AC clip-on current sensor, with 2 measuring ranges, battery mode (50 h)	0.1 ... 20 A~/30 A-; 1 ... 200 A~/300 A-	300 V CAT III	19 mm	10 mV/A, 1 mV/A	<u>DC ... 2 kHz</u> ... 10 kHz	1% + 0.03 A, 1% + 0.3 A	Z202A	●	●
Z203A	DC/AC clip-on current sensor, with 2 measuring ranges, battery mode (50 h)	1 ... 200 A~/300 A-; 1 ... 1000 A~/A-	300 V CAT III	31 mm	1 mV/A	DC ... 10 kHz	1% + 0.5 A	Z203A	●	●
Z13B	DC/AC clip-on current sensor, with 2 measuring ranges, battery mode (50 h)	0.2 ... 40 A~/60 A-; 0.5 ... 400 A~/600A-	300 V CAT IV	50 mm	10 mV/A, 1 mV/A	<u>DC ... 65 Hz</u> ... 10 kHz	1.5% + 0.5 A 2.5%	Z13B	●	●
AC Current Sensors with Voltage Output										
WZ12B	AC clip-on current sensor	10 mA~ ... 100 A~	300 V CAT III	15 mm	100 mV/A	<u>45 ... 65</u> ... 500 Hz	1.5% + 0.1 mA	Z219B	●	●
WZ12C	AC clip-on current sensor, with 2 measuring ranges	1 mA~ ... 15 A~, 1 ... 150 A~	300 V CAT III	15 mm	1 mV/mA, 1 mV/A	<u>45 ... 65</u> ... 400 Hz	3% + 0.15 mA, 2% + 0.1 A	Z219C	●	●
WZ11B	AC clip-on current sensor, with 2 measuring ranges	0.5 ... 20 A~, 5 ... 200 A~	600 V CAT III	20 mm	100 mV/A, 10 mV/A	<u>30...48...65</u> ... 500 Hz	1 ... 3%	Z208B	●	●
Z3512A	AC clip-on current sensor, with 4 measuring ranges	1 mA ... 1/10/100/ 1000 A~	600 V CAT III	52 mm	1 V/A, 100 mV/A, 10 mV/A, 1 mV/A	<u>10...48...65</u> ... 3 kHz	0.5 ... 3%, 0.2 ... 1%	Z225A	●	●
AF033A	AmpFLEX flexible AC current sensor with 2 measuring ranges, battery (150 h)	5 ... 30 A~, 5 ... 300 A~	1000 V CAT III	Length: 600 mm	100 mV/A, 10 mV/A	<u>10...100 Hz</u> ... 20 kHz	1% + 0.5 A, 1% + 0.5 A	Z207A	●	●
AF11A	AmpFLEX flexible AC current sensor, battery (150 h)	5 ... 1000 A~	1000 V CAT III	Length: 450 mm	1 mV/A	<u>10...100 Hz</u> ... 20 kHz	1% + 2 A	Z207D	●	●
AF33A	AmpFLEX flexible AC current sensor with 2 measuring ranges, battery (150 h)	5 ... 300 A~, 5 ... 3000 A~	1000 V CAT III	Length: 900 mm	10 mV/A, 1 mV/A	<u>10...100 Hz</u> ... 20 kHz	1% + 0.5 A, 1% + 2 A	Z207B	●	●
AF101A	AmpFLEX flexible AC current sensor with 2 measuring ranges, battery (150 h)	5 A~... 1 k A~, 50 A~... 10 k A~	1000 V CAT III	Length: 1200 mm	1 mV/A, 0.1 mV/A	<u>10...100 Hz</u> ... 20 kHz	1% + 2 A, 1% + 10 A	Z207C	●	●
AC Current Transformer with Current Output										
WZ12A	AC clip-on current transformer	15 ... 180 A~	300 V CAT III	15 mm	1 mA/A	<u>45 ... 65</u> ... 400 Hz	3%	Z219A	—	●
WZ12D	AC clip-on current transformer	30 mA ... 150 A~	300 V CAT III	15 mm	1 mA/A	<u>45 ... 65</u> ... 500 Hz	2.5% + 0.1 mA	Z219D	—	●
WZ11A	AC clip-on current transformer	1 ... 200 A~	600 V CAT III	20 mm	1 mA/A	<u>48 ... 65</u> ... 400 Hz	1 ... 3%	Z208A	—	●
Z3511	AC clip-on current transformer	4 ... 500 A~	600 V CAT III	30 x 63 mm	1 mA/A	<u>48 ... 65</u> ... 1 kHz	3% + 0.4 A	GTZ 3511 000 R0001	—	●
Z3512	AC clip-on current transformer	0.5 ... 1000 A~	600 V CAT III	52 mm	1 mA/A	<u>30...48...65</u> ... 5 kHz	0.5% ... 0.7%	GTZ 3512 000 R0001	—	●
Z3514	AC clip-on current transformer	1 ... 2000 A ~	600 V CAT III	64 x 150 mm	1 mA/A	<u>30...48...65</u> ... 5 kHz	0.5% + 0.1 A	GTZ 3514 000 R0001	—	●
Shunt Resistors for Multimeters without Current Measuring Function										
NW300 mA	Plug-in shunt resistor, encapsulated	0 ... 300 mA	300 V CAT III	—	1 mV/mA	DC ... 10 kHz	0.5%	Z205C	●	●
NW3A	Plug-in shunt resistor, encapsulated	0 ... 3 A	300 V CAT III	—	100 mV/A	DC ... 10 kHz	0.5%	Z205B	●	●

● with adjustable transformation factor 1: 1 / 10 / 100 / 1000

Prepared in Germany • Subject to change without notice • PDF version available on the Internet

GMC-I  GOSSEN METRAWATT

GMC-I Gossen-Metrawatt GmbH
Thomas-Mann-Str. 16-20
90471 Nürnberg • Germany

Phone +49 911 8602-111
Fax +49 911 8602-777
E-Mail info@gossenmetrawatt.com
www.gossenmetrawatt.com